

SVQS IN THE SOCIAL SERVICES SECTOR – Quarterly update January - March 2009

This is the sixth in a series of papers on the provision and uptake of Scottish Vocational Qualifications (SVQs) in Health and Social Care in Scotland. These papers are produced regularly for the purposes of workforce planning in the social services sector.

The Scottish Social Services Council wants to know more about the workforce and is keen to have accurate information about the qualifications which employees are undertaking and achieving. This paper sets out information we have gathered, which will assist education and training providers, employers, employees and other partners involved in workforce development activities.

This quarterly update provides information on Scottish Qualifications Authority (SQA) accredited SVQ registrations and certifications in the care sector for the period January – March 2009. An overview of qualifications this quarter is given, which is supplemented with a comparison of results from this quarter in previous years. The headline results are:

- Level 2 qualifications aggregated provide the most registrations and certifications
- Health and Social Care Level 2 provides the largest amount of registrations and certifications
- registrations and certifications are both down on the same quarter in 2008.

Overview

As shown in table 1, during this quarter, Level 2 qualifications have provided the greatest number of registrations, followed closely by Level 3 with Level 4 providing a small number. Levels 2 and 3 have provided a similar number of certifications with Level 4 again providing only a small number.

Table 1: SVQ Health and Social Care registrations and certifications

Level	Registrations	Certifications
2	(49.1%) 1,582	(45.9%) 1,108
3	(44.1%) 1,422	(44.9%) 1,084
4	(6.9%) 221	(9.2%) 222
Total	3,225	2,414

Within registrations (Figure 1), the most popular qualification was Health and Social Care Level 2 with just over two-fifths of the total registrations (42%). This was followed by Health and Social Care (Adults) level 3 (27%) and Children's Care Learning and Development Level 3 (11%). All other qualifications had less than 10% of the total each.

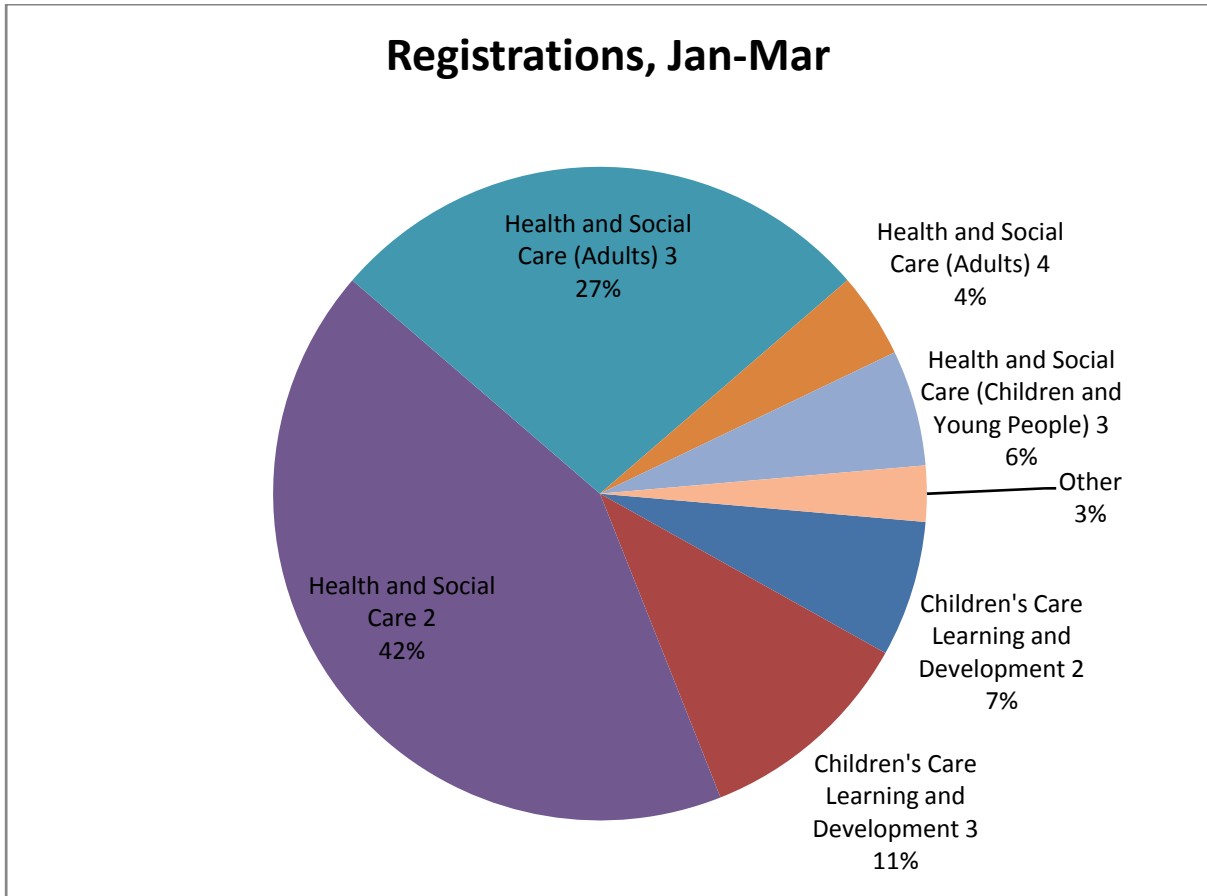


Figure 1. Distribution of registrations.

Within certifications (Figure 2), the most popular qualification was Health and Social Care Level 2 with over one third of the certifications (37%). This was followed by Health and Social Care (Adults) level 3 (26%) and Children's Care Learning and Development Level 3 (13%). All other qualifications had less than 10% of the total each.

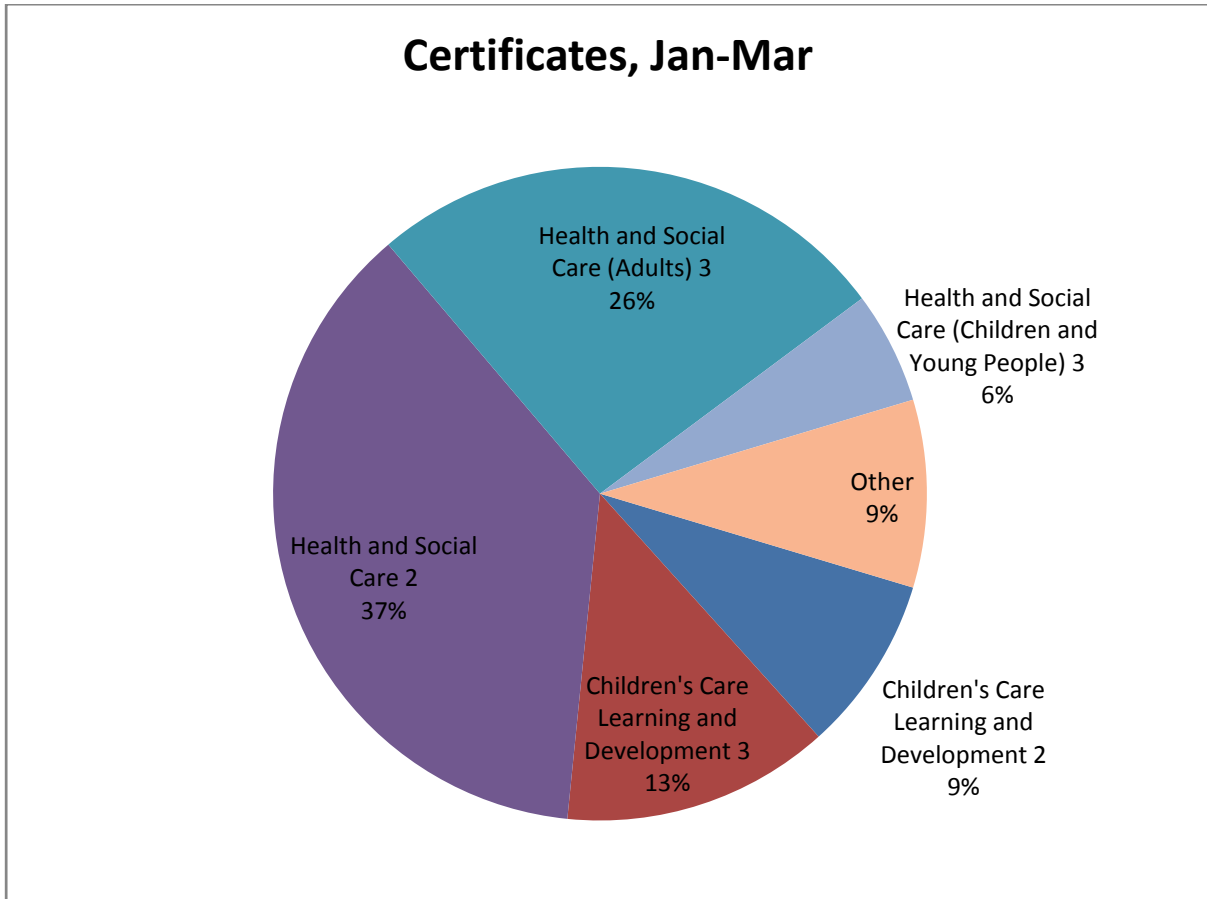


Figure 2. Distribution of certificates.

Comparison with previous years

Since there is a large amount of seasonal variation in registrations and certifications, comparisons between the same quarter in previous years are used.

Registrations

Figure 3 shows that the total number of registrations increased between 2006 and 2007, but has decreased in each year between 2007 and 2009. There was however a slight increase in Level 2 registrations between 2008 and 2009.

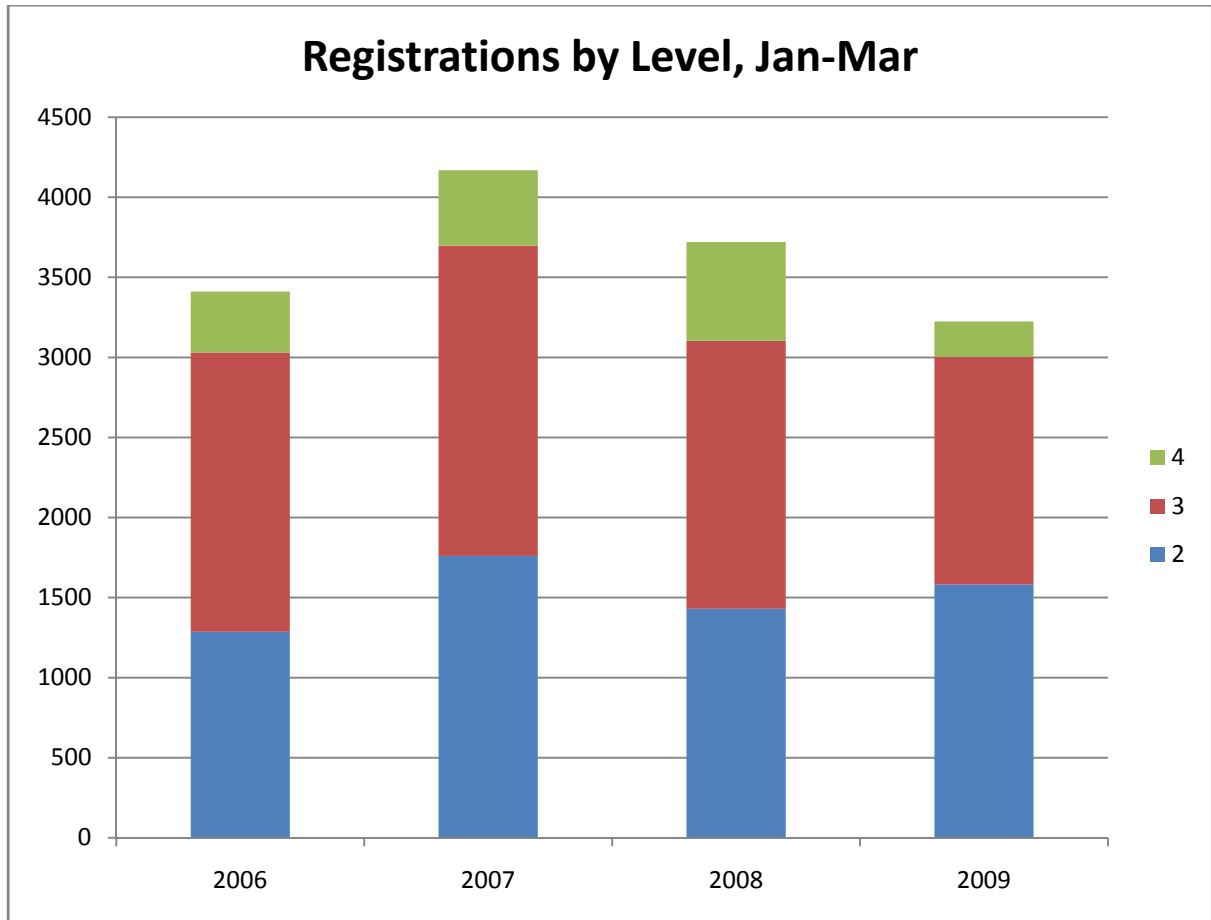


Figure 3. Change in the Jan-Mar quarter registrations.

Certifications

Figure 4 shows that total certificates have shown a slight downward trend for all years. A decrease was recorded for all Levels between 2008 and 2009.

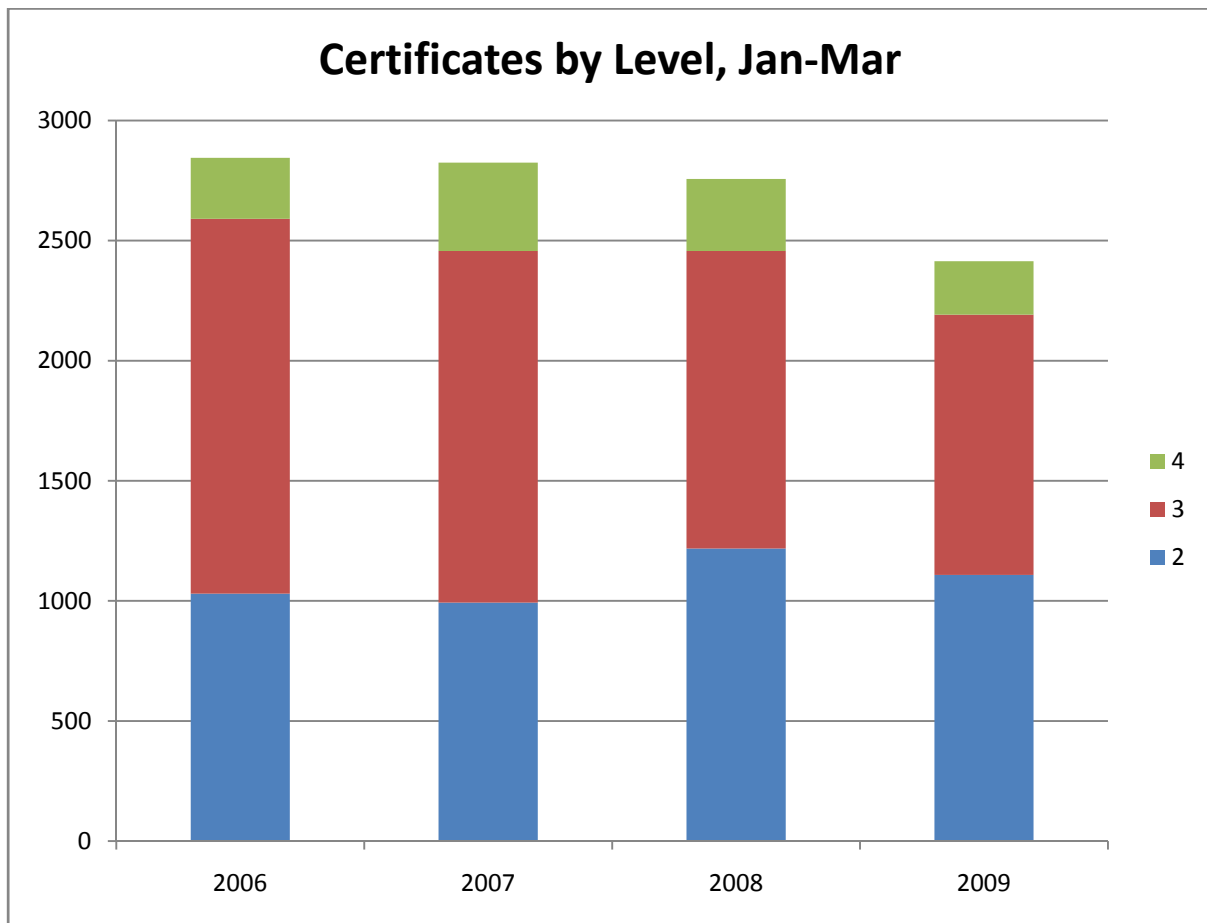


Figure 4. Change in the Jan-Mar quarter certificates

Readers' comments and feedback on this paper are very welcome. Further details available from James Arnold, Data Researcher, contact james.arnold@sssc.uk.com or call 01382 207305.

LIST OF QUALIFICATIONS

Level 2

Qualification	Registrations	Certifications
Care - Level 2	0	0
Children's Care Learning and Development - Level 2	217	210
Early Years - Level 2	0	0
Health and Social Care - Level 2	1365	898
Housing - Level 2	0	0

Level 3

Qualification	Registrations	Certifications
Care - Level 3	0	0
Caring for Children & Young People - Level 3	0	0
Children's Care Learning and Development - Level 3	351	320
Community Justice - Level 3	0	0
Early Years - Level 3	0	0
Health and Social Care (Adults) - Level 3	882	628
Health and Social Care (Children and Young People) - Level 3	185	134
Housing - Level 3	0	0
Promoting Independence - Level 3	0	0
Work with Offending Behaviour - Level 3	2	2
Work with Victims, Survivors and Witnesses - Level 3	2	0

Level 4

Qualification	Registrations	Certifications
Care - Level 4	0	0
Children's Care Learning and Development - Level 4	57	24
Community Justice - Level 4	0	0
Early Years - Level 4	0	0
Health and Social Care (Adults)- Level 4	136	95
Health and Social Care (Children and Young People)- Level 4	25	28
Housing - Level 4	0	0
Leadership and Management for Care Services - Level 4	0	0
Managers in Residential Childcare - Level 4	0	1
Registered Managers (Adults) - Level 4	3	74
Work with Offending Behaviour - Level 4	0	0
Work with Victims, Survivors and Witnesses - Level 4	0	0

Zero-activity awards

These awards had no registrations or certificates during this quarter. These were largely expired awards. Some expired awards may still record registrations due to delays in recording the original registration.

Care - Level 2

Care - Level 3

Care - Level 4

Caring for Children & Young People - Level 3

Community Justice - Level 3

Community Justice - Level 4

Early Years - Level 2

Early Years - Level 3

Early Years - Level 4

Housing - Level 2

Housing - Level 3

Housing - Level 4

Leadership and Management for Care Services - Level 4

Promoting Independence - Level 3

Work with Offending Behaviour - Level 4

Work with Victims, Survivors and Witnesses - Level 4